




# Does Visitation Dictate Animal Welfare in Captivity? : A Case Study of Tigers and Leopards from National Zoological Park, New Delhi

Avni Gupta<sup>1\*</sup>, Saurabh Vashisth<sup>1,2</sup>, Mahima Sharma<sup>1</sup>, Upamanyu Hore<sup>1</sup>, Hang Lee<sup>3</sup>,  
Puneet Pandey<sup>1,3\*</sup>

<sup>1</sup>Amity Institute of Forestry and Wildlife, Amity University, Noida, India

<sup>2</sup>National Zoological Park, New Delhi, India

<sup>3</sup>Conservation Genome Resource Bank for Korean Wildlife and Research Institute for Veterinary Science, Seoul National University College of Veterinary Medicine, Seoul, Korea

## ABSTRACT

Zoological Parks house exclusive animal species, thus creating a source of education and awareness for visitors. Big cats like tigers and leopards are among the most visited species in zoos globally. However, they often display stressful or stereotypic behaviours. Such behaviours are influenced by multiple factors including visitors, animal history, and captive environment. To understand this impact, we investigated the behavioural response of tigers and leopards to visitation, captive, and biological factors. The behaviour of eight big cats housed in the National Zoological Park, New Delhi, was monitored using focal sampling technique during May and June 2019. We recorded the captive and biological factors and visitor density for the subjects. The study revealed high proportions of inactive and stereotypic behaviours amongst the species. Tigers and leopards were found to perform stereotypic behaviours for 22% and 28% of their time, respectively. Generalised Linear Models revealed a significant variation of stereotypy in association with the factors. Stereotypy was influenced by visitor density, age, sex, breeding history, coat colour, and enclosure design. Adults, males, white-coated, previously bred, and those housed in smaller and simple enclosures display more stereotypy than young, females, normal-coated, unbred, and those housed in larger and complex enclosures, respectively. A high density of visitors induced more stereotypic behaviours amongst the big cats. As providing entertainment and awareness amongst the public is one of the fundamental objectives of the zoo, visitors can not be avoided. Thus, we suggest providing appropriate enrichments that would reduce stereotypies and promote naturalistic behaviours.

**Keywords:** Animal welfare, Behavior, Leopard, Tigers, Zoo

Received November 16, 2021; Revised March 11, 2022; Accepted March 14, 2022

### \*Co-Corresponding author:

Avni Gupta, e-mail [avni2501gupta@gmail.com](mailto:avni2501gupta@gmail.com),  <https://orcid.org/0000-0001-5969-5001>

Puneet Pandey, e-mail [puneet.pandey09@gmail.com](mailto:puneet.pandey09@gmail.com),  <https://orcid.org/0000-0001-5891-3927>



This is an Open Access article distributed under the terms of the Creative Commons Attribution Non-Commercial License (<http://creativecommons.org/licenses/by-nc/4.0>), which permits unrestricted non-commercial use, distribution, and reproduction in any medium, provided the original work is properly cited.

## Introduction

Zoos are a means to carry out conservation of wildlife and provide education and awareness amongst the public. They, hence, need to ensure the physical and mental well-being of captive animal populations that support the existing population in the wild. Provision of an optimal animal welfare at a captive facility fosters comfortability, safety, ability to express innate and natural behaviours, and prevents distress. However, any external environmental stressor may lead to an alteration in the way an animal copes with its surroundings (Morgan & Tromborg, 2007). Reduced life expectancy, diminished growth, impaired reproduction, diseases, behaviour anomalies, and body damage may result when one is unable to endure the sub-optimal welfare (Broom, 1991).

Captive conditions are vastly different from the wild environments in terms of spatial confinement, restrictions, simplicity, control, and predictability (Morgan & Tromborg, 2007). Zoo-housed animals are thus compelled to mechanisms to cope up with such monotonous surroundings (Mason, 1991). Stress and frustration in captivity is suggested by the variety of stereotypic behaviours induced amongst animals. They often perform repetitive, abnormal behaviours such as pacing, coprophagy, overgrooming, and head-weaving (Lyons *et al.*, 1997). Stereotypies may arise from a primary behaviour pattern that caged species have eventually become motivated to perform (Holzapfel, 1939; Mason *et al.*, 2007). Such behaviours are a strategy to pass time and substitute free-ranging behaviour as they have no apparent function or goal (Carlstead, 1998; Hediger, 2013; Odberg, 1978). They generally indicate the suboptimal level of an animal's psychological welfare (Boorer, 1972; Mason, 1991).

Humans tend to leave an impact on their surrounding environment. Visitors at the zoological parks form relationships with captive animals and are recorded to often induce alterations in their behaviour repertoire (Cole & Fraser, 2018; Davey, 2007; Hosey, 2000). The "visitor effect" could be positive, neutral, or negative (Hosey, 2008; Hosey & Melfi, 2015). When human interactions benefit the caged animal and increase the animal's species-specific behaviour, they foster positive and healthy relationships with animals (Baker, 2004; Claxton, 2011). This results in a significant reduction in the time spent performing stereotypies and inducing natural or wild-type behaviours. There may also be certain conditions when animals become habituated to visitors due to consistent exposure and thereby exhibit no behavioural changes. On the other hand, the visitor's unfitting behaviours can result in an adverse effect of visitation. Activities such as shouting, teasing, throwing stones, hitting, and moving in unpredictable ways can impel fear and stress response in captive animals (Cole & Fraser, 2018; Mallapur, 2004;

Venugopal & Sha, 1993). The mere presence of human visitors yields a significant impact on the behaviour of various mammalian species in zoos (Hosey, 2000). Different visitor attributes, such as presence, density, activity, noise, and proximity, can influence captive individual's behaviour and physiology (Brouček, 2014; Davey, 2005; 2007). Prevalence of stereotypy may intensify on the days of a large and noisy human audience (Dybowska *et al.*, 2008; Mallapur & Chellam, 2002; Vidal *et al.*, 2016).

The activity pattern of an animal is an expression in response to the resources available in surroundings, and hence in zoos, animals display distinct behaviours as compared to those in the wild (Young, 2003). Behaviour studies, in relation to the knowledge of species-specific behaviours in the wild, help to assess the welfare of zoo-housed animals (Keeling & Jensen, 2002). The behaviour of animals reflects its first attempt to cope with sub-optimal environmental conditions and hence acts as an effective useful welfare indicator (Bashaw *et al.*, 2003; Dawkins, 1998). Studying the extent to which visitation and other captive factors influence captive species' behaviour is a non-invasive measure. It is pivotal for suggesting better management practices for upkeep and welfare.

National Zoological Park (NZN) is one of the prominent Indian zoos. It entertains a large number of visitors each year. From 2014-19, an average of 2.36 million people paid a visit to the zoo each year (National Zoological Park, 2019). Big cats like tigers (*Panthera tigris*) and leopards (*Panthera pardus*) are major attractions for the most public. Visitors are more attentive and spend a long time viewing the animal when they are active and display species-specific behaviours (Altman, 1998; Bitgood *et al.*, 1988; Fernandez *et al.*, 2009; Margulis *et al.*, 2003).

Being a notable zoo, understanding of the welfare of captive species at the NZN is of utmost importance. The extent to which captivity and visitation have an impact on the behaviour of some magnificent felid species has not been studied in detail yet. Hence, the study was designed to understand the activity budget and prevalence of stereotypic behaviours amongst captive tigers (*Panthera tigris*) and leopards (*Panthera pardus*) housed at NZN, New Delhi. Further, it aimed to identify the influence of biological, captive, and visitation factors on stereotypy. The effect of enclosure size and design, enrichment, crowd size, and ambient noise was studied on the stereotypic behaviours performed by the captive subjects. Additionally, animal history factors like age, sex, colour coat, and breeding history were also considered as factors impacting stereotypy.

## Materials and Methods

### Ethics approval

The study involves no animal capture and handling and

thus does not require any animal ethics committee permission. However, the necessary permission was obtained from concerned authorities to conduct the study. The subjects were monitored from a distant place without disturbing their natural behaviour.

### Study area and subjects

NZP, New Delhi, received the status of being the model zoo for the entire country (Agnihotri, 2012). The zoo spreads over 188.62 acres of land with 72 enclosures and houses 99 species with around 1,200 inmates. It boasts a distinguished history of successful breeding of various animals including tiger (*Panthera tigris*), brow-antlered deer (*Rucervus eldii*), Indian rhinoceros (*Rhinoceros unicornis*), and Asiatic lion (*Panthera leo*) (Agnihotri, 2012).

We studied a total of eight individually-housed subjects, including four individuals each of tiger (*Panthera tigris*) and leopard (*Panthera pardus*) (Table 1). Three of the tigers were white and one a normal variant. All three white tigers were housed in one enclosure with an arena area of 1,445 m<sup>2</sup>. The studied normal tiger was housed in an enclosure of about 858 m<sup>2</sup> arena area. The leopards were housed in two adjacent outdoor enclosures with an arena area of about 158 m<sup>2</sup> and 136 m<sup>2</sup>. The animals were moved to indoor enclosures during off-exhibit hours, i.e., in evening and on off days. No visitors are allowed to view animals in the indoor enclosures. The animals were fed with buffalo meat once a day in their retiring night cells, except Fridays. Individuals on exhibit were fed during the evening hours, while the rest were served in the afternoon. The on-exhibit areas for tigers were furnished with logs, trees, vegetation, pool, and water supply. While for leopards, the enclosures were provided with logs and barks to climb, vegetation, and water. None of the eight subjects have been provided with meticulous enrichment programs in the past, besides the basic elements set in

the enclosures. The off-exhibit or indoor enclosures were simple in nature, with no enrichment. A pair of male and female leopards was let out into adjacent on-exhibit enclosures together. Subjects studied were let out in the on-exhibit enclosure from 09:30 to 16:30 hours. Since no animals were released in the outdoor enclosure on Friday, the subjects were studied for six days a week.

### Activity budgeting

The study was conducted for 208 hours, during the summer months of 4 May and 17 June in 2019. A pilot study of three days (23 April 2019–25 April 2019) helped to enlist all the behaviours performed by the two species. The average temperature during the study period was noted to be approximately 37°C. Each individual was observed for 6 hours per day, for 4 consecutive days. Observations began from 9:00, when the zoo was opened and the cats were let into the on-exhibit enclosures. They lasted till 16:30, when the zoo closed and the animals were transferred to indoor enclosures. The period was divided into four observation session blocks: 9:00–10:30, 11:00–12:30, 13:00–14:30, and 15:00–16:30. Focal animal behavioural sampling at 1-minute intervals was used to construct an ethogram of the big cats (Altmann, 1974). The interval of 1-minute was set as behaviours of felids altered swiftly, as observed during the pilot study (Biolatti *et al.*, 2016). In case the behaviours were continued for a longer duration, the same activity was marked in the checklist. The observations were made from the visitor area, which was at an approximate distance of three to five metres from the enclosures. The activities performed were classified into three categories - a) active, b) inactive, c) stereotypic, for comparison and analysis (Table 2). Active behaviours include activities such as climbing, cooling, drinking, eating, excreting, grooming, licking, olfaction, playing, rubbing, rolling over, running, scratch-

**Table 1.** Subjects studied and their history (ZIMS) at National Zoological Park

Individual	Coat colour	Sex	Age (years)*	Origin	Rearing history
Tiger ( <i>Panthera tigris</i> )					
T_M1	Mutation	Male	12	Captive (Delhi Zoo)	Parent
T_F1	Mutation	Female	12.4	Captive (Delhi Zoo)	Parent
T_M2	Normal	Male	6	Captive (Mysore Zoo)	Parent
T_F2	Mutation	Female	4.3	Captive (Delhi Zoo)	Unbred
Leopard ( <i>Panthera pardus</i> )					
L_M1	Normal	Male	6.8	Wild (Uttarakhand)	-
L_F1	Normal	Female	2.25	Wild (Jammu)	-
L_M2	Normal	Male	7.9	Wild (Chhattisgarh)	-
L_F2	Normal	Female	8.8	Wild (Chhattisgarh)	-

\*As on 30.07.2019.

**Table 2.** Percent time spent on various activities by individual tigers & leopards at National Zoological Park

Activity	Tigers				Leopards			
	T_M1	T_F1	T_M2	T_F2	L_M1	L_F1	L_M2	L_F2
LB <sub>i</sub>	0	0	0	0	0.06	0	0.06	0.65
RA <sub>i</sub>	0.45	0.65	2.6	2.47	0.26	1.04	0.26	3.06
SI <sub>i</sub>	16.4	24.6	21.8	31.18	39.45	50.97	39.97	47.58
SL <sub>i</sub>	21.1	4.16	26.04	24.15	2.41	16.86	5.53	2.08
ST <sub>i</sub>	5.4	3.9	4.3	5.8	2.93	2.08	1.3	3.58
CL <sub>a</sub>	0	0	0	0.45	0.71	0.12	0	0.91
CO <sub>a</sub>	8.3	13.28	10.8	3.78	0	0	0	0
DR <sub>a</sub>	2.15	3.06	0.19	1.45	0.85	0.45	0.58	0.97
EA <sub>a</sub>	1.17	8.6	0.05	6.18	2.08	4.1	1.5	2.21
EX <sub>a</sub>	0.26	0.26	0.13	0.19	0.19	0.19	0.19	0
GR <sub>a</sub>	0.32	0.32	3.7	2.14	1.3	1.23	0	0.71
LI <sub>a</sub>	0.59	0.59	0.13	1.82	0.19	0.52	1.17	0.32
OL <sub>a</sub>	0	0	0	0.05	0.06	0.13	0.85	0.13
PL <sub>a</sub>	0.13	0.13	0.26	0.05	0.26	0	0.26	1.1
RB <sub>a</sub>	1.17	1.17	0	0.78	0.52	0.71	0.52	1.17
RO <sub>a</sub>	0	0	0	0	0.45	0.52	0.45	1.56
RU <sub>a</sub>	0	0	0	0	0.58	2.15	0	2.08
SC <sub>a</sub>	0.06	0.06	0.05	0	0	0.52	0.26	0.06
SM <sub>a</sub>	4.49	4.49	1	3.32	2.41	0	3.15	0.13
VO <sub>a</sub>	2.35	2.35	1.1	2.55	0.65	0.52	0.13	1.95
WL <sub>a</sub>	2.4	2.4	5.5	7	6.12	5.27	6.57	6.31
PA <sub>st</sub>	33.2	33.2	22.25	6.64	36.26	12.5	36.85	22.72
SP <sub>st</sub>	0	0	0	0	1.63	0	0	0
TS <sub>st</sub>	0.06	0.06	0.1	0.05	0.58	0.06	0	0.13

LB, lying on back; RA, resting awake; SI, sitting; SL, sleeping; ST, standing; CL, climbing; CO, cooling; DR, drinking; EA, eating; EX, excreting; GR, grooming; LI, licking; OL, olfactory behaviour; PL, playing; RB, rubbing; RO, rolling over; RU, running; SC, scratching; SM, scent marking; VO, vocalization; WL, walking; PA, pacing; SP, skip pacing; TS, tail/toe sucking; i, inactive behaviour; a, active behaviour; st, stereotypy.

ing, scent marking, vocalisation, and walking (Appendix). Activities such as lying on back, resting awake, sitting, sleeping, and standing are classified under inactive behaviours. Stereotypic behaviours were performed in various forms, including pacing, skip-pacing, and tail or toe sucking. The behaviour was considered pacing when the animal covered three or more traverses of a definite path (Forthman & Bakeman, 1992). The enclosures were divided into different zones – middle, edges, and visitor areas. Zone utilized for each state of behaviour by animals was also recorded.

#### Biological and captive factors

The history of all the studied individuals was obtained from Zoo Aquarium Animal Management Software (ZIMS;

Species360, Bloomington, MN, USA) which records a studbook database. For tigers, biological aspects such as age, sex, breeding history, and coat colour were recorded (Table 1). While for leopards, age and sex were taken in consideration. Age was classified as young/adult; sex as male/female; breeding history as bred/unbred; and coat colour as mutant/normal. Classification of the species on the basis of done as per the age class referred the in the Field Guide for Aging Tigers (Jhala & Sandhu, 2017). Enclosure size and design was considered as the captive factor for both species. Enclosures were categorised as small and simple and large and complex, based on the guidelines of Central Zoo Authority of India (Bonai *et al.*, 2014). Association of these variables was evaluated with stereotypic levels of all tigers and leopards.

## Visitation

Visitation and behaviour data were collected simultaneously. At the interval of 1 minute, the number of visitors were counted and recorded. This was in accordance to the pilot study, during which the average time spent by a visitor at an enclosure was found to be approximately 1 minute. Visitor density (crowd size) was calculated by counting the number of visitors standing at the visitor area around the enclosures.

## Statistical analysis

The frequency of each behavioural activity was calculated by converting it to the percentage of time devoted to the respective behaviour. Time spent in performing inactive, active, and stereotypic behaviours was also calculated and expressed as percentage. Frequency of behaviours in each of three categories were also quantified according to the 4 sampling intervals spanning throughout the day. Stereotypic and non-stereotypic (inactive and active) behaviours were represented as strings of 0's and 1's, where 1 denoted presence of stereotypy and 0 denoted absence of stereotypy. Activity budget and stereotypy prevalence were recorded and analysed in Microsoft Excel 2019 (Microsoft, Redmond, WA, USA). The average visitor density per minute and average ambient noise per minute at the cage was calculated.

For further statistical analysis, IBM SPSS for Windows (version 23; IBM Co., Armonk, NY, USA) was used. The behavioural data presented a non-normal distribution hence, the relationship with factors was investigated using Generalised Linear Model (GLM) with Binomial distribution and log link function (Zuur *et al.*, 2009). For the model, behaviour was used as dependent variable, visitor density as covariate, and others as factors. In all the tests, *P*-value ( $\alpha$ ) was defined at the value of 0.05 to establish

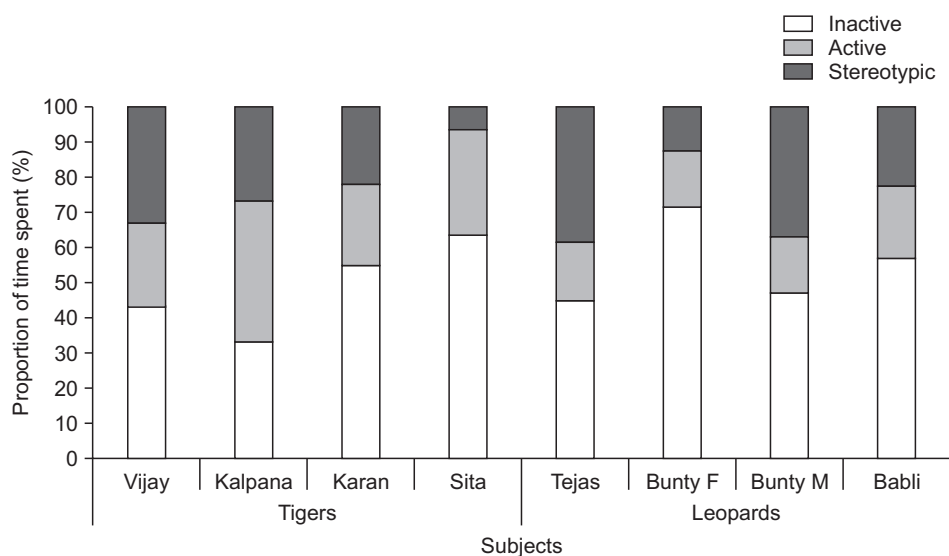
statistical significance.

## Results

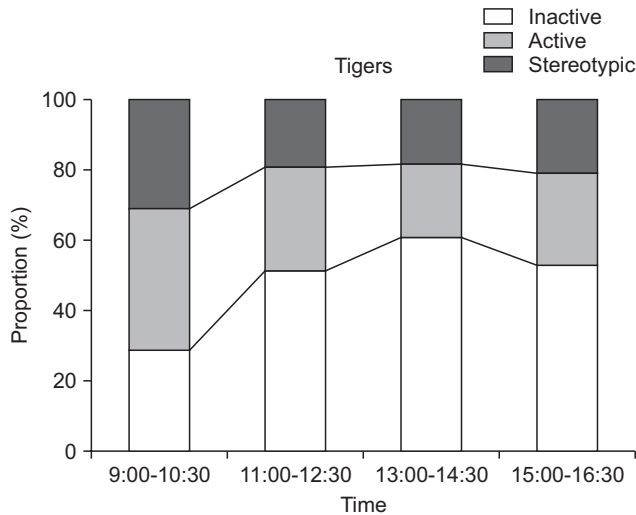
### Activity budgeting and prevalence of stereotypy

The activity budget of tigers ( $n=4$ ) revealed that they devoted a significant amount of time displaying inactivity ( $48.5\pm 15\%$ ), of which, sitting was the most common ( $23.8\pm 7\%$ ) (Table 2). Animals utilized the middle area and edges of enclosures for inactive behaviours. Tigers devoted  $31.3\pm 8\%$  of their time to active behaviours (Fig. 1). Cooling was the most performed behaviour ( $8.5\pm 5\%$ ), followed by walking ( $4.7\pm 2\%$ ). The middle, enriched zones of the enclosures were generally utilized for active behaviours. Tigers performed stereotypy for  $20\pm 13\%$  of their time. Pacing ( $19.9\pm 13\%$ ) and tail or toe sucking ( $0.1\pm 0.1\%$ ), were the two forms of stereotypic behaviours. The pacing was predominantly performed toward the edges of the enclosure. Active behaviours ( $42.8\pm 17\%$ ) were found to be much higher during the morning hours (9:00-10:30) in comparison to other time intervals (Fig. 2). Inactive behaviours, on the contrary, were the highest ( $60\pm 10.6\%$ ) during afternoon hours (13:00-14:30). Tigers performed the highest frequency of stereotypic behaviours ( $27.4\pm 16\%$ ) in morning hours (9:00-10:30), followed by evening hours, 15:00-16:30, ( $24.9\pm 19\%$ ).

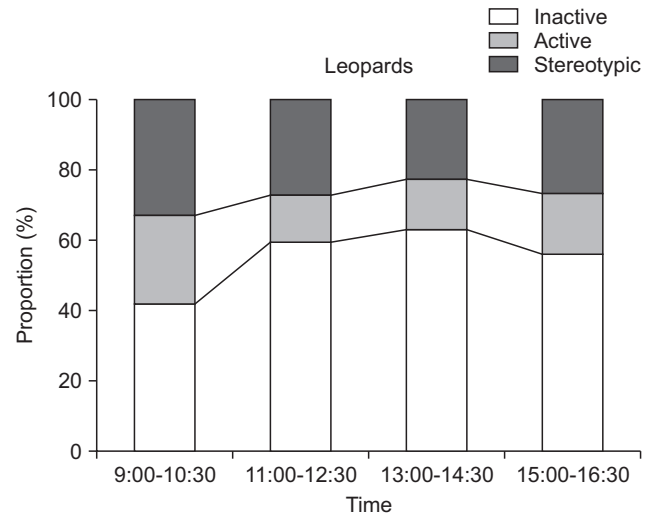
Like tigers, leopard subjects also devoted a considerable amount of time to inactive behaviours ( $58\pm 13\%$ , Fig. 1). Sitting was the most common inactive behaviour ( $45.2\pm 6\%$ , Table 2). The middle and rear areas of the enclosure were generally utilized for inactivity. They display active behaviours only for about  $18.1\pm 2\%$  of their time in on-exhibit enclosure. The highest amount of time was devoted to walking ( $5.9\pm 1\%$ ) of active behaviours (Table 2). Enriched zones of the enclosures were found to be



**Fig. 1.** Proportion of time spent by tigers and leopards in performing behaviours – inactive, active, and stereotypic.



**Fig. 2.** Proportion of time spent in performing inactive, active, and stereotypic behaviours during four time intervals of the day by tigers.



**Fig. 3.** Proportion of time spent in performing inactive, active, and stereotypic behaviours during four time intervals of the day by leopards.

utilized during the active periods. Leopards spent about  $25.5 \pm 13\%$  of their time in displaying stereotypy. Unlike tigers, leopards display a more varied form of stereotypy, including pacing ( $25 \pm 12\%$ ), skip-pacing (0.8%), and tail or toe-sucking (0.3%) (Table 2). They paced toward the edges and visitor zone of the enclosure. Leopards exhibited high active behaviours ( $25.6 \pm 3\%$ ) during the morning hours (9:00–10:30) as compared to other time intervals (Fig. 3). Inactive behaviours were much higher ( $63.8 \pm 17\%$ ) during the afternoon hours (13:00–14:30). Stereotypic behaviours were most common during the morning hours, from 9:00–10:30 ( $33.5 \pm 19\%$ ), followed by the evening interval, 15:00–16:30 ( $29.1 \pm 17\%$ ).

### Biological and captive factors

The effect of biological factors (age, sex, breeding history, and coat color) and captive factor (enclosure design and size) on prevalence of stereotypy was analysed. GLM with binomial distribution and log link function was employed to test the influence. In both species, adults (tiger= $27.85 \pm 5.45\%$ ; leopard= $30.66 \pm 7.81\%$ ) performed much more stereotypy in comparison to young (tiger= $6.7\%$ ; leopard= $12.56\%$ ) (Table 3). The relationship between age and stereotypy was found significant for tigers (Wald  $\chi^2=30.14$ ;  $df=1$ ;  $P<0.05$ ) and leopards (Wald  $\chi^2=25.58$ ;  $df=1$ ;  $P<0.05$ ). A significant effect of sex was revealed for tigers (Wald  $\chi^2=12.97$ ;  $df=1$ ;  $P<0.05$ ) and leopards (Wald  $\chi^2=80.92$ ;  $df=1$ ;  $P<0.05$ ). Males exhibited a high level of stereotypy (tigers= $27.85 \pm 5.45\%$ , leopards= $37.66 \pm 0.81\%$ ) as compared to females (tigers= $16.9 \pm 10.2\%$ , leopards= $17.7 \pm 5\%$ ). Analysis of stereotypy with respect to breeding history revealed a significant difference (Wald  $\chi^2=39.51$ ;  $df=1$ ;  $P<0.05$ ) in tigers as

bred subjects ( $n=3$ ) displayed more stereotypic behaviours ( $27.8 \pm 5\%$ ) than unbred animals (6.7%). Coat color was also found to influence tigers' stereotypy (Wald  $\chi^2=30.86$ ;  $df=1$ ;  $P<0.05$ ) as normal coated tigers ( $27.1\%$ ) displayed more stereotypy than white tigers ( $20.8 \pm 13.3\%$ ). Tigers housed in different enclosures revealed a significant variation in stereotypic levels (Wald  $\chi^2=51.31$ ;  $df=1$ ;  $P<0.05$ ). Those housed in small and simple enclosures displayed more stereotypy (27.1%) in comparison to those in large and complex enclosures ( $20 \pm 13.3\%$ ). Leopards housed in an enclosure with smaller area ( $n=2$ ) performed slightly higher levels of stereotypy ( $29.85 \pm 7\%$ ) as compared to those in a larger enclosure ( $25.51 \pm 12.95\%$ ). However, the relationship was not statistically significant (Wald  $\chi^2=0.23$ ;  $df=1$ ;  $P>0.05$ ) (Table 3).

### Visitation effect

The average density of the visitors was found higher around tiger enclosures (31 humans/minute) compared to leopards (13 humans/minute). Visitor density was found to the highest during evening hours for tigers ( $44 \pm 8$  humans/minute;  $67 \pm 1$  dB/minute) and leopards ( $17 \pm 6$  humans/minute;  $64 \pm 1$  dB/minute).

GLM with binomial distribution and log link function was employed to test the effect of visitor density on prevalence of stereotypy amongst both species. For visitor density, it revealed a significant influence on stereotypic behaviours in tigers (B  $0.06 \pm 0.02$ ; Wald  $\chi^2=24.32$ ;  $df=1$ ,  $P<0.05$ ) and leopards (B  $0.02 \pm 0.003$ ; Wald  $\chi^2=27.90$ ;  $df=1$ ;  $P<0.05$ ). The results reveal that visitor density is a sound predictor and stereotypic behaviours increase with increase in visitor density (Wald  $\chi^2=24.32$  for tigers; Wald  $\chi^2=27.90$  for leopards;  $df=1$ ;  $P<0.05$ ) (Table 4).

**Table 3.** Generalised Linear Models to identify association of stereotypic behaviours displayed by captive tigers and leopards with various variables

Species	Independent factors		Time spent on behaviour (mean±SE)% (n=6,144)		Statistical test result	
			Non-stereotype	Stereotype	Wald $\chi^2$	P-value
Tiger	Age	Adult	72.15±5.45	27.85±5.45	30.14	0.001
		Young	93.3	6.7		
	Sex	Male	72.5±5.45	27.85±5.45	12.97	0.001
		Female	83.1±10.2	16.9±10.2		
	Breeding history	Bred	72.15±5.45	27.85±5.45	39.51	0.001
		Unbred	93.3	6.7		
	Coat colour	White	80±13.3	20±13.3	30.86	0.001
		Normal	72.9	27.1		
Enclosure	Large	80±13.3	20±13.3	51.31	0.001	
	Small	72.9	27.1			
Leopard	Age	Adult	69.34±7.81	30.66±7.81	25.58	0.001
		Young	87.44	12.56		
	Sex	Male	62.34±0.81	37.66±0.81	80.92	0.001
		Female	82.29±5.14	17.7±5		
	Enclosure	Large	74.48±12.95	25.51±12.95	0.23	0.632
		Small	70.15±7	29.85±7		

Significance defined at 0.05 P-value.

**Table 4.** Generalised Linear Model to understand influence of visitation on stereotypic behaviours of tigers and leopards

Species	Independent factor	Average per minute (n=6,144)	Statistical test result			
			B	Wald $\chi^2$	df	P-value
Tiger	Density	31 humans/minute	0.06±0.02	24.32	1	0.001
Leopard	Density	13 humans/minute	0.02±0.003	27.90	1	0.001

Significance defined at 0.05 P-value.

## Discussion

In response to any change in the environment, alteration of behaviour repertoire reflects the first line of defence of an animal. High proportions of inactive behaviours found in the study align with various activity budgeting studies (Biolatti *et al.*, 2016; Mallapur & Chellam, 2002; Pitsko, 2003; Sajjad *et al.*, 2011; Yu *et al.*, 2009). Lack of enrichment elements and hiding refuge in captive conditions may cause excessive inactivity (Mallapur & Chellam, 2002). In this study, all subjects performed the stereotypical behaviours for 7% to 38% of the time in varying forms like pacing, skip-pacing, and tail or toe sucking (Fig. 1 and Table 2). Stereotypic pacing is usually accompanied by consistent behaviour of marking territory (Boorer, 1972). The high proportion of stereotypy amongst captive felids has been demonstrated in multiple

studies (Bashaw *et al.*, 2003; Biolatti *et al.*, 2016; Clubb & Mason, 2007; De Rouck *et al.*, 2005; Mallapur *et al.*, 2002; Mohapatra *et al.*, 2014; Sajjad *et al.*, 2011). It has been suggested that the stereotypical level beyond 10% of the total activity is generally unacceptable for any captive animals (Broom, 1983). According to some studies, an animal's welfare status is considered unacceptable if more than 5% of the studied population performs stereotypic behaviours (Mason, 1991; Wielebnowski, 2003). In predatory animals, stereotypies are generally locomotory in nature, which may result from their motivation to forage, range, seek mate, patrol territory, explore, and escape aversive situations (Clubb & Vickery, 2006). The significant pacing levels along enclosure edges were also reported by other studies involving various felid species (Lyons *et al.*, 1997; Mallapur *et al.*, 2002; Sajjad *et al.*, 2011). Leopards exhibited broader range of stereotypic

behaviours in comparison to tigers, which could be due to their small-sized enclosures. As the leopard enclosures offered them limited space to perform pacing, the stereotypy was elicited in other forms like skip-pacing and tail or toe sucking.

Animals exhibit a high degree of stereotypic behaviours during the morning hours (9:00-10:30), which could be due to the natural instinct to patrol and forage. Intensified pacing and restlessness coincided with feeding and when the food truck was audible or visible to the animals. Bouts of stereotypy also overlapped with the presence of animal keepers around the housing exhibits. Numerous studies on big cats made identical observations (Mohapatra *et al.*, 2010; Mohapatra *et al.*, 2014; Palita, 1997). The high stereotypies displayed by the two species could be induced by the predictable feeding regime and simplified food provisioning technique. Modification of food, such as hiding it or an unpredictable schedule, can enhance the targeted animal welfare (Shepherdson *et al.*, 1993; Watters *et al.*, 2011).

This study suggested the increased display of stereotypic behaviour in males compared to female conspecifics. Few other studies have reported similar influence of sex on stereotypy in case of captive felids (Dybowska *et al.*, 2008; Vaz *et al.*, 2017). Due to the male big cat's larger territory size in the wild, the male individuals may experience more spatial stress in enclosed spaces. Normal coated tigers displayed more stereotypy than white or mutant-coated tiger. Tigers bred in captivity exhibited more stereotypy. Similar findings were also reported in another study (Vaz *et al.*, 2017). Adult tigers and leopards showed more stereotypic behaviours than young counterparts, as recorded in other studies (Breton & Barrot, 2014; Vaz *et al.*, 2017). This is supported by the notion that stereotypies develop when felids become old enough to disperse from their natal home range and further intensify with age (Mohapatra *et al.*, 2014; Smith, 1993). As animal ages and body enlarges, it experiences spatial constraints in captive conditions, causing behavioural repertoire alterations.

Visitor presence, the noise produced, visitor proximity and behaviour, are known to influence captive species' behaviour repertoire (Hosey & Druck, 1987). Human activities such as shouting, teasing, banging barriers, and throwing stones at the animals may cause psychological and physical harm to the victim animal (Venugopal & Sha, 1993). Visitor effect could induce stress in zoo animals, which may ultimately contribute to the appearance of pathologies and failure of captive breeding programs (Carder & Semple, 2008; Chamove *et al.*, 1988; Hosey & Druck, 1987). The study revealed the negative impact of visitor crowd size on the behaviour repertoire of tigers and leopards. As the audience size increased during the evening hours (15:00-16:30), the degree of stereotypy

performed by animals also increased. A large visitor crowd has shown to influence stereotypy of captive felid species in various studies (Quadros *et al.*, 2014; Sellinger & Ha, 2005; Vidal *et al.*, 2016). Leopards housed in enclosures with larger viewing area performed high levels of stereotypic behaviours, thus supporting the effect of visitation on big cats in captivity. Bouts of stereotypy due to visitors' presence suggest the animal's motivation to express flight behaviour, but unable to perform the desired behaviour (Dembiec *et al.*, 2004).

One of the primary purposes of zoological parks is to impart knowledge and the idea of conservation amongst the public. Zoos need to attract visitors and communicate a strong message of conservation to achieve this. Visitor attraction hypothesis suggests that active animals engage visitors more efficiently, while inactive and stereotypic behaviours performed by animals are perceived as boredom and stress by the visitors (Hosey, 2000). Therefore, it is crucial to alleviate the sub-optimal captive conditions to promote active behaviours amongst the captive big cats. The provision of enrichment techniques is a mean to reduce levels of stereotypy and inactivity in captive felines (Mallapur *et al.*, 2002; Powell, 1995; Skibieli *et al.*, 2007). Provision of cardboard box and toys, hiding refuge, elevated platforms, and olfactory enrichment are few recommended enrichment techniques to ensure optimal welfare (Bashaw *et al.*, 2003; Damasceno *et al.*, 2017; Jenny & Schmid, 2002; Markowitz & LaForse, 1987; McPhee, 2002; Mellen & Shepherdson, 1997; Mohapatra *et al.*, 2010). Such techniques aid to encourage feeding, exploration, and interaction by eliciting species-specific behaviours. Moreover, the installation of appropriate visual barriers between caged animals and visitors is also an efficient measure to reduce the prevalence of stereotypic behaviours (Blaney & Wells, 2004).

This study suggests that the stereotypic behaviours were prevalent amongst tigers and leopards at NZP, New Delhi. The levels of stereotypy differed for the biological and captive factors of the big cats. Male, adult, and previously bred individuals exhibited the lengthened pacing periods compared to female and young individuals. Stereotypic behaviours performed by captive tigers and leopards were significantly impacted due to visitation. Large audience size led to an increase in the proportion of time spent in performing stereotypy. However, a small sample size of only four individuals for each species limits the study despite statistically significant results. Availability of a higher number of sampled individuals would produce reliable and definite results. Despite the limitations, we recommend the installation of visual barriers to minimize the viewing area. Although enclosures at NZP follow the norms laid by the Central Zoo Authority, providing enrichment may possibly reduce the stereotypical behaviours and enhance the captive species' welfare. Enrichment ele-



ments such as hidden spots and refuges, which mimic the wild, may promote the animals to exhibit more exploratory behaviours.

### Author Contributions

AG and PP conceived and designed experiments. UH and HL improvised the experiment design and assisted in data analysis. AG, SV, and MS acquired the data. AG analysed data and wrote the manuscript. All authors read and approved the final version of the manuscript.

### Conflict of Interest

The authors declare that they have no competing interests.

### Acknowledgments

The authorities of the Amity Institute of Forestry and Wildlife, Amity University, and National Zoological Park, New Delhi, are acknowledged for their administrative support and permission to carry out the research work. We wish to thank the zoo staff of National Zoological Park for their assistance during the field study. The study is partially supported by the Bio-bridge Initiative (2019-20) research grant of the Secretariat of the Convention on Biological Diversity and the Ministry of Environment of the Republic of Korea.

### References

- Agnihotri, A. (2012). *Master Plan (2012-31) National Zoological Park*. New Delhi: National Zoological Park.
- Altman, J.D. (1998). Animal activity and visitor learning at the zoo. *Anthrozoös*, 11, 12-21.
- Altmann, J. (1974). Observational study of behavior: sampling methods. *Behaviour*, 49, 227-267.
- Baker, K.C. (2004). Benefits of positive human interaction for socially-housed chimpanzees. *Animal welfare (South Mimms, England)*, 13, 239-245.
- Bashaw, M.J., Bloomsmith, M.A., Marr, M., and Maple, T.L. (2003). To hunt or not to hunt? A feeding enrichment experiment with captive large felids. *Zoo Biology*, 22, 189-198.
- Biolatti, C., Modesto, P., Dezzutto, D., Pera, F., Tarantola, M., Gennero, M.S., et al. (2016). Behavioural analysis of captive tigers (*Panthera tigris*): a water pool makes the difference. *Applied Animal Behaviour Science*, 174, 173-180.
- Bitgood, S., Patterson, D., and Benefield, A. (1988). Exhibit design and visitor behavior: empirical relationships. *Environment and Behaviour*, 20, 474-491.
- Blaney, E.C., and Walls, D.L. (2004). The influence of a camouflage net barrier on the behaviour, welfare and public perceptions of zoo-housed gorillas. *Animal Welfare*, 13, 111-118.
- Bonal, B.S., Dhamija, I., Sharma, B.R., Sharma, S.C., and Gupta, B.K. (2014). Guidelines on minimum dimension of enclosures for housing of animals of different species in zoos. In B.S. Bonal, I. Dhamija, B.R. Sharma, S.C. Sharma, and B.K. Gupta (Eds.), *Zoos in India* (pp. 221-229). New Delhi: Central Zoo Authority.
- Boorer, M.K. (1972). Some aspects of stereotyped patterns of movement exhibited by zoo animals. *International Zoo Yearbook*, 12, 164-168.
- Breton, G., and Barrot, S. (2014). Influence of enclosure size on the distances covered and paced by captive tigers (*Panthera tigris*). *Applied Animal Behaviour Science*, 154, 66-75.
- Broom, D.M. (1983). Stereotypies as animal welfare indicators. In D. Smidt (Ed.), *Indicators Relevant to Farm Animal Welfare* (pp. 81-87). Hingham: Martinus Nijhoff Publishers.
- Broom, D.M. (1991). Animal welfare: concepts and measurement. *Journal of Animal Science*, 69, 4167-4175.
- Brouček, J. (2014). Effect of noise on performance, stress, and behaviour of animals. *Slovak Journal of Animal Science*, 47, 111-123.
- Carder, G., and Semple, S. (2008). Visitor effects on anxiety in two captive groups of western lowland gorillas. *Applied Animal Behaviour Science*, 115, 211-220.
- Carlstead, K. (1998). Determining the causes of stereotypic behaviors in zoo carnivores: toward appropriate enrichment strategies. In D.J. Shepherdson, J.D. Mellen, and M. Hutchins (Eds.), *Second Nature: Environmental Enrichment for Captive Animals* (pp. 172-183). Washington, D.C.: Smithsonian Institution Press.
- Chamove, A.S., Hosey, G.R., and Schaezel, P. (1988). Visitors excite primates in zoos. *Zoo Biology*, 7, 359-369.
- Claxton, A.M. (2011). The potential of the human-animal relationship as an environmental enrichment for the welfare of zoo-housed animals. *Applied Animal Behaviour Science*, 133, 1-10.
- Clubb, R., and Mason, G.J. (2007). Natural behavioural biology as a risk factor in carnivore welfare: how analysing species differences could help zoos improve enclosures. *Applied Animal Behaviour Science*, 102, 303-328.
- Clubb, R., and Vickery, S. (2006). Locomotory stereotypies in carnivores: does pacing stem from hunting, ranging or frustrated escape? In G. Mason, and J. Rushen (Eds.), *Stereotypic Animal Behaviour: Fundamentals and Applications to Welfare* (pp. 58-79). Wallingford: CABI.
- Cole, J., and Fraser, D. (2018). Zoo animal welfare: the human dimension. *Journal of Applied Animal Welfare Science*, 21(sup1), 49-58.
- Damasceno, J., Genaro, G., Quirke, T., McCarthy, S., McKeown, S., and O'Riordan, R. (2017). The effects of intrinsic enrichment on captive felids. *Zoo Biology*, 36, 186-192.
- Davey, G. (2005). The visitor effect. *Zoos' Print Journal*, 20, 1900-1903.
- Davey, G. (2007). Visitors' effects on the welfare of animals in the zoo: a review. *Journal of Applied Animal Welfare Science*, 10, 169-183.
- Dawkins, M.S. (1998). Evolution and animal welfare. *The Quarterly Review of Biology*, 73, 305-328.
- De Rouck, M., Kitchener, A.C., Law, G., and Nelissen, M. (2005). A comparative study of the influence of social housing conditions on the behaviour of captive tigers (*Panthera tigris*). *Animal Welfare*, 14, 229-238.
- Dembiec, D.P., Snider, R.J., and Zanella, A.J. (2004). The effects

- of transport stress on tiger physiology and behavior. *Zoo Biology*, 23, 335-346.
- Dybowska, J., Górecka, J., GrzegorzóŁka, B., Wiczorek, M., and Złamał, A. (2008). Analysis of the influence of environmental enrichment on the behaviour of wild cats kept in captivity. *Animal Science*, 45, 3-17.
- Fernandez, E.J., Tamborski, M.A., Pickens, S.R., and Timberlake, W. (2009). Animal-visitor interactions in the modern zoo: Conflicts and interventions. *Applied Animal Behaviour Science*, 120, 1-8.
- Forthman, D.L., and Bakeman, R. (1992). Environmental and social influences on enclosure use and activity patterns of captive sloth bears (*Ursus ursinus*). *Zoo Biology*, 11, 405-415.
- Hediger, H. (2013). Quality of the environment. In H. Hediger (Ed.), *Wild Animals in Captivity* (pp. 71-77). Amsterdam: Butterworth-Heinemann.
- Holzappel, M. (1938). [On movement stereotypes in kept mammals]. *Journal of Animal Psychology*, 2, 46-72. German.
- Hosey, G. (2000). Zoo animals and their human audiences: what is the visitor effect? *Animal Welfare*, 9, 343-357.
- Hosey, G. (2008). A preliminary model of human-animal relationships in the zoo. *Applied Animal Behaviour Science*, 109, 105-127.
- Hosey, G., and Druck, P.L. (1987). The influence of zoo visitors on the behaviour of captive primates. *Applied Animal Behaviour Science*, 18, 19-29.
- Hosey, G., and Melfi, V. (2015). Are we ignoring neutral and negative human-animal relationships in zoos? *Zoo Biology*, 34, 1-8.
- Jenny, S., and Schmid, H. (2002). Effect of feeding boxes on the behavior of stereotyping amur tigers (*Panthera tigris altaica*) in the Zurich Zoo, Zurich, Switzerland. *Zoo Biology*, 21, 573-584.
- Jhala, Y., and Sadhu, A. (2017). Field guide for aging tigers. *BMC Zoology*, 2, 1-4.
- Keeling, L., and Jensen, P. (2002). Behavioural disturbances, stress and welfare. In P. Jensen (Ed.), *The Ethology of Domestic Animals: An Introductory Text* (pp. 79-98). Wallingford: CABI Publishing.
- Lyons, J., Young, R.J., and Deag, J.M. (1997). The effects of physical characteristics of the environment and feeding regime on the behavior of captive felids. *Zoo Biology*, 16, 71-83.
- Mallapur, A. (2004). *The welfare of captive lion-tailed macaques (Macaca silenus) housed in Indian zoos*. (Doctoral dissertation). University of Edinburgh, Edinburgh.
- Mallapur, A., and Chellam, R. (2002). Environmental influences on stereotypy and the activity budget of Indian leopards (*Panthera pardus*) in four zoos in Southern India. *Zoo Biology*, 21, 585-595.
- Mallapur, A., Qureshi, Q., and Chellam, R. (2002). Enclosure design and space utilization by Indian leopards (*Panthera pardus*) in four zoos in Southern India. *Journal of Applied Animal Welfare Science*, 5, 111-124.
- Margulis, S.W., Hoyos, C., and Anderson, M. (2003). Effect of felid activity on zoo visitor interest. *Zoo Biology*, 22, 587-599.
- Markowitz, H., and LaForse, S. (1987). Artificial prey as behavioral enrichment devices for felines. *Applied Animal Behaviour Science*, 18, 31-43.
- Mason, G., Clubb, R., Latham, N., and Vickery, S. (2007). Why and how should we use environmental enrichment to tackle stereotypic behaviour? *Applied Animal Behaviour Science*, 102, 163-188.
- Mason, G.J. (1991). Stereotypies and suffering. *Behavioural Processes*, 25, 103-115.
- Mcphee, M.E. (2002). Intact carcasses as enrichment for large felids: effects on on- and off-exhibit behaviors. *Zoo Biology*, 21, 37-47.
- Mellen, J.D., and Shepherdson, D.J. (1997). Environmental enrichment for felids: an integrated approach. *International Zoo Yearbook*, 35, 191-197.
- Mohapatra, R.K., Mishra, A.K., Parida, S.P., and Mishra, S. (2010). Behavioural responses to environmental enrichment in captive tigers (*Panthera tigris*) at Nandankanan Zoological Park, Orissa. *e-planet*, 8, 44-48.
- Mohapatra, R.K., Panda, S., and Acharya, U.R. (2014). Study on activity pattern and incidence of stereotypic behavior in captive tigers. *Journal of Veterinary Behavior*, 9, 172-176.
- Morgan, K.N., and Tromborg, C.T. (2007). Sources of stress in captivity. *Applied Animal Behaviour Science*, 102, 262-302.
- National Zoological Park. (2019). *Annual Report 2018-19*. Retrieved Mar 4, 2022 from [http://cza.nic.in/uploads/documents/reports/english/AR\\_delhizoo\\_1819.pdf](http://cza.nic.in/uploads/documents/reports/english/AR_delhizoo_1819.pdf).
- Odberg, F. (1978). *Abnormal behaviours: stereotypies*. Paper presented at Proceedings of the first world congress on ethology applied to zootechnics, Madrid, Spain.
- Palita, S.K. (1997). *Biological Studies of the white tiger panthera Tigris linn with special reference to Nandankanan Biological Park Orissa India*. (Doctoral dissertation). Utkal University, Odisha.
- Pitsko, L.E. (2003). *Wild tigers in captivity: a study of the effects of the captive environment on tiger behavior*. (Master's thesis). Virginia Polytechnic Institute and State University, Blacksburg.
- Powell, D. (1995). Preliminary evaluation of environmental enrichment techniques for African lions (*Panthera leo*). *Animal Welfare*, 4, 361-370.
- Quadros, S., Goulart, V.D.L., Passos, L., Vecci, M.A.M., and Young, R.J. (2014). Zoo visitor effect on mammal behaviour: does noise matter? *Applied Animal Behaviour Science*, 156, 78-84.
- Sajjad, S., Farooq, U., Anwar, M., Khurshid, A., and Bukhari, S.A. (2011). Effect of captive environment on plasma cortisol level and behavioral pattern of Bengal tigers (*Panthera tigris tigris*). *Pakistan Veterinary Journal*, 31, 195-198.
- Sellinger, R.L., and Ha, J.C. (2005). The effects of visitor density and intensity on the behavior of two captive jaguars (*Panthera onca*). *Journal of Applied Animal Welfare Science*, 8, 233-244.
- Shepherdson, D.J., Carlstead, K., Mellen, J.D., and Seidensticker, J. (1993). The influence of food presentation on the behavior of small cats in confined environments. *Zoo Biology*, 12, 203-216.
- Skibił, A.L., Trevino, H.S., and Naugher, K. (2007). Comparison of several types of enrichment for captive felids. *Zoo Biology*, 26, 371-381.
- Smith, J.L.D. (1993). The role of dispersal in structuring the Chitwan tiger population. *Behaviour*, 124, 165-195.

- Vaz, J., Narayan, E.J., Dileep Kumar, R., Thenmozhi, K., Thi-yagesan, K., and Baskaran, N. (2017). Prevalence and determinants of stereotypic behaviours and physiological stress among tigers and leopards in Indian zoos. *PloS One*, 12, e0174711.
- Venugopal, B., and Sha, A. (1993). Visitor behaviour at lion-tailed macaque in the Mysor zoo. *Zoos' Print Journal*, 8, 45-48.
- Vidal, L.S., Guilherme, F.R., Silva, V.F., Faccio, M.C., Martins, M.M., and Briani, D.C. (2016). The effect of visitor number and spice provisioning in pacing expression by jaguars evaluated through a case study. *Brazilian Journal of Biology*, 76, 506-510.
- Watters, J.V., Miller, J.T., and Sullivan, T.J. (2011). Note on optimizing environmental enrichment: a study of fennec fox and zoo guests. *Zoo Biology*, 30, 647-654.
- Wielebnowski, N. (2003). Stress and distress: evaluating their impact for the well-being of zoo animals. *Journal of the American Veterinary Medical Association*, 223, 973-977.
- Young, R. (2003). Environmental enrichment: an historical perspective. In R. Young (Ed.), *Environmental Enrichment for Captive Animals* (pp. 1-19). Oxford: Blackwell Science Ltd.
- Yu, S., Jiang, Z., Zhu, H., Li, C., Zhang, E., Zhang, J., et al. Effects of odors on behaviors of captive Amur leopards *Panthera pardus orientalis*. *Current Zoology*, 55, 20-27.
- Zuur, A., Ieno, E., Walker, N., Saveliev, A., and Smith, G. (2009). *Mixed Effects Models and Extensions in Ecology with R*. New York: Springer Science & Business Media.

**Appendix.** Behaviours exhibited by tigers and leopards at National Zoological Park, New Delhi

S. No.	Activity		Note
Inactive			
1	Lying on back	LB	Resting on back
2	Resting awake	RA	Lying with eyes open
3	Sitting	SI	
4	Sleeping	SL	Lying with eyes closed
5	Standing	ST	
Active			
7	Climbing	CL	From ground to tree/log
8	Cooling	CO	In water body
10	Drinking	DR	
11	Eating	EA	Grasses
12	Excreting	EX	Defecating/urinating
13	Grooming	GR	
14	Licking	LI	Ground, bark, log, cement
15	Olfactory	OL	Smelling ground, objects, etc.
16	Playing	PL	
17	Rubbing	RB	Against objects
18	Rolling over	RO	
19	Running	RU	
20	Scratching	SC	Objects using claws
21	Scent marking	SM	Spraying on objects by lifting up tail
22	Vocalisation	VO	Growl, howl, etc.
23	Walking	WL	
Stereotypy			
24	Pacing	PA	Repetitive walking (>3 rounds)
25	Skip pacing	SP	
26	Tail/toe sucking	TS	Chewing tail or toes